






























What do all those icons mean?

	An Adobe Acrobat file
	An assignment
	A book
	A certificate
	A chat session
	A choice – multiple choice question
	A database
	An Excel spreadsheet
	An external tool
	Feedback
	A forum
	A folder – directory containing files
	A glossary
	A graphic/image
	Help icon. Clicking on this icon will open a new window with information about the item it is located next to.
	An IMS content package
	A label
	A lesson - consists of a series of pages containing questions
	A movie
	A page
	A PowerPoint presentation
	A quiz
	A SCORM package

	A survey
	A Turnitin assignment
	A website
	A wiki
	A workshop
	A Word document